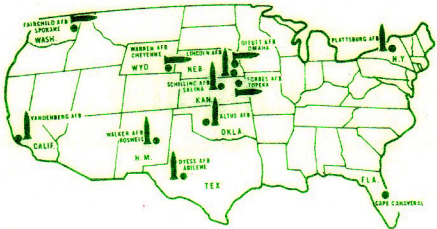


ATLAS
SQUADRON LOCATIONS

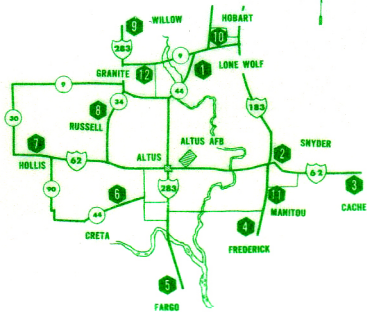
G|||||**D**

GENERAL DYNAMICS | ASTRONAUTICS

Cities or towns shown on the enclosed maps are to be used as direction guidance only. Actual identification by town-site may differ from those shown.



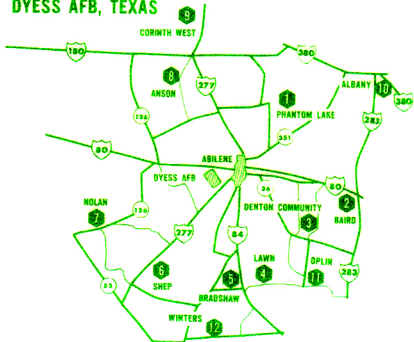
ALTUS AFB, OKLA.



MILES FROM ALTUSPOPULATION

SITE	ALTUS	20, 500
1-----	29 MI.	660
2-----	24 MI.	1, 646
3-----	42 MI.	677
4-----	37 MI.	5, 470
5-----	30 MI.	318
6-----	22 MI.	100
7-----	37 MI.	3, 090
8-----	30 MI.	100
9-----	45 MI.	223
10-----	42 MI.	5, 872
11-----	28 MI.	293
12-----	28 MI.	1, 096

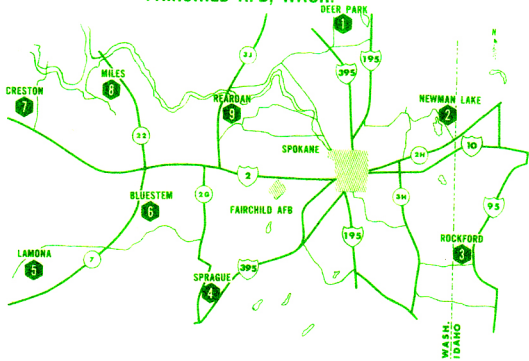
DYESS AFB, TEXAS



MILES FROM DYESSPOPULATION

SITE	6 MI. TO --- ABILENE	71,000
1	----- 27 MI.	100
2	----- 32 MI.	1,900
3	----- 32 MI.	100
4	----- 38 MI.	320
5	----- 34 MI.	200
6	----- 26 MI.	100
7	----- 40 MI.	100
8	----- 37 MI.	100
9	----- 43 MI.	100
10	----- 43 MI.	2,241
11	----- 37 MI.	100
12	----- 47 MI.	2,676

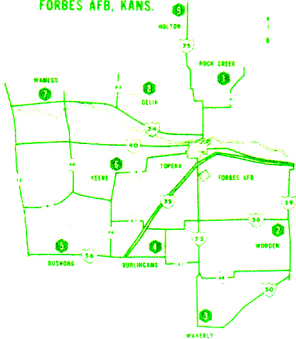
FAIRCHILD AFB, WASH.



MILES FROM FAIRCHILD AFBPOPULATION

	SPOKANE -		
SITE	1	10 MI.	196,000
	2	35 MI.	1,167
	3	27 MI.	100
	4	44 MI.	360
	5	26 MI.	598
	6	55 MI.	100
	7	35 MI.	100
	8	47 MI.	268
	9	41 MI.	100
		24 MI.	410

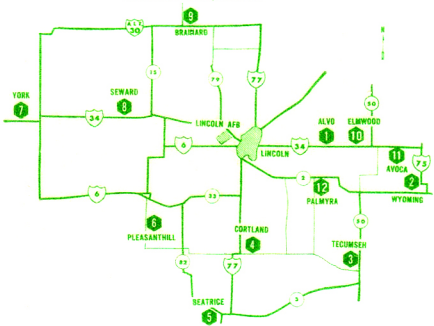
FORBES AFB, KANS.



MILES FROM FORBESPOPULATION

SITE	TOPEKA	POPULATION
		101,000
1-----	35 MI.	150
2-----	36 MI.	150
3-----	38 MI.	500
4-----	40 MI.	1,100
5-----	53 MI.	100
6-----	40 MI.	100
7-----	56 MI.	1,900
8-----	37 MI.	200
9-----	48 MI.	2,900

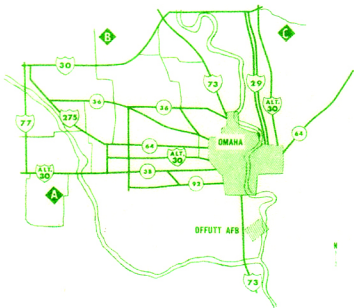
LINCOLN AFB, NEBR.



MILES FROM LINCOLNPOPULATION

SITE	LINCOLN	128, 000
1	- - - - - 28 MI.	190
2	- - - - - 60 MI.	100
3	- - - - - 52 MI.	1, 930
4	- - - - - 28 MI.	288
5	- - - - - 53 MI.	11, 813
6	- - - - - 37 MI.	100
7	- - - - - 57 MI.	6, 178
8	- - - - - 30 MI.	3, 154
9	- - - - - 64 MI.	373
10	- - - - - 38 MI.	450
11	- - - - - 48 MI.	190
12	- - - - - 32 MI.	372

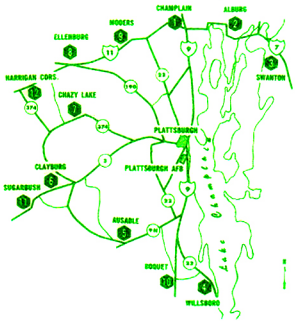
OFFUTT AFB, NEBR.



MILES FROM OFFUTT AFBPOPULATION

SITE	OMAHA	302,500
A-----	40 MI.	
B-----	42 MI.	
C-----	36 MI.	

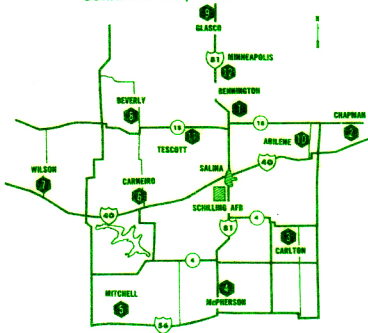
PLATTSBURGH AFB, N.Y.



MILES FROM PLATTSBURGHPOPULATION

SITE	PLATTSBURGH	19, 000
1	----- 30 MI.	1, 505
2	----- 38 MI.	1, 400
3	----- 52 MI.	1, 400
4	----- 30 MI.	1, 000
5	----- 26 MI.	1, 650
6	----- 34 MI.	500
7	----- 32 MI.	300
8	----- 27 MI.	500
9	----- 33 MI.	500
10	----- 28 MI.	100
11	----- 36 MI.	100
12	----- 39 MI.	100

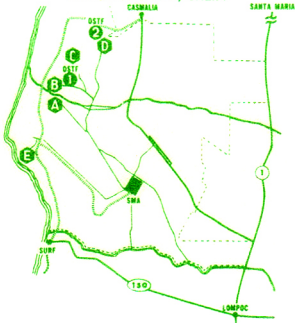
SCHILLING AFB, KANS.



MILES FROM SCHILLINGPOPULATION

SITE	SALINA	POPULATION
		36,201
1-----	25 MI.	325
2-----	43 MI.	990
3-----	28 MI.	100
4-----	28 MI.	9,071
5-----	24 MI.	100
6-----	60 MI.	100
7-----	47 MI.	1,039
8-----	40 MI.	255
9-----	50 MI.	803
10-----	32 MI.	7,400
11-----	30 MI.	412
12-----	32 MI.	1,800

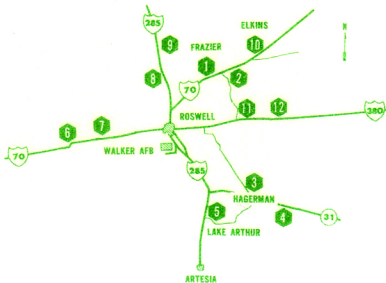
VANDENBERG AFB, CALIF.



MILES FROM SMA

576-A	---	5 Miles
576-B	---	6 Miles
576-C	---	7 Miles
576-D	---	8 Miles
576-E	---	7 Miles
OSTF-1	--	6 Miles
OSTF-2	--	8 Miles

WALKER AFB, NEW MEX.



MILES FROM WALKERPOPULATION

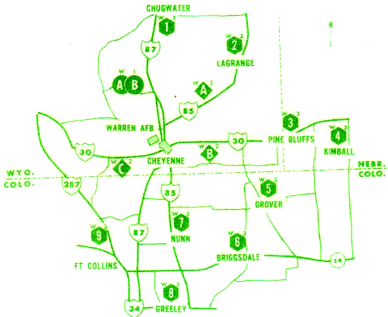
SITE

ROSWELL

26,000

1	----- 25 MI.	100
2	----- 32 MI.	0
3	----- 38 MI.	1,050
4	----- 48 MI.	0
5	----- 32 MI.	400
6	----- 40 MI.	100
7	----- 30 MI.	100
8	----- 27 MI.	0
9	----- 34 MI.	0
10	----- 43 MI.	100
11	----- 28 MI.	0
12	----- 34 MI.	0

WARREN AFB, WYO.



MILES FROM BASEPOPULATION

SITE WARREN I CHEYENNE 41,200

A----- 19 MI.

B----- 19 MI.

SITE WARREN II

A----- 21 MI.

B----- 24 MI.

C----- 22 MI.

SITE WARREN III

1----- 37 MI. 300

2----- 46 MI. 250

3----- 46 MI. 850

4----- 60 MI. 2,100

5----- 46 MI. 200

6----- 64 MI. 200

7----- 34 MI. 200

8----- 54 MI. 20,400

9----- 56 MI. 15,000